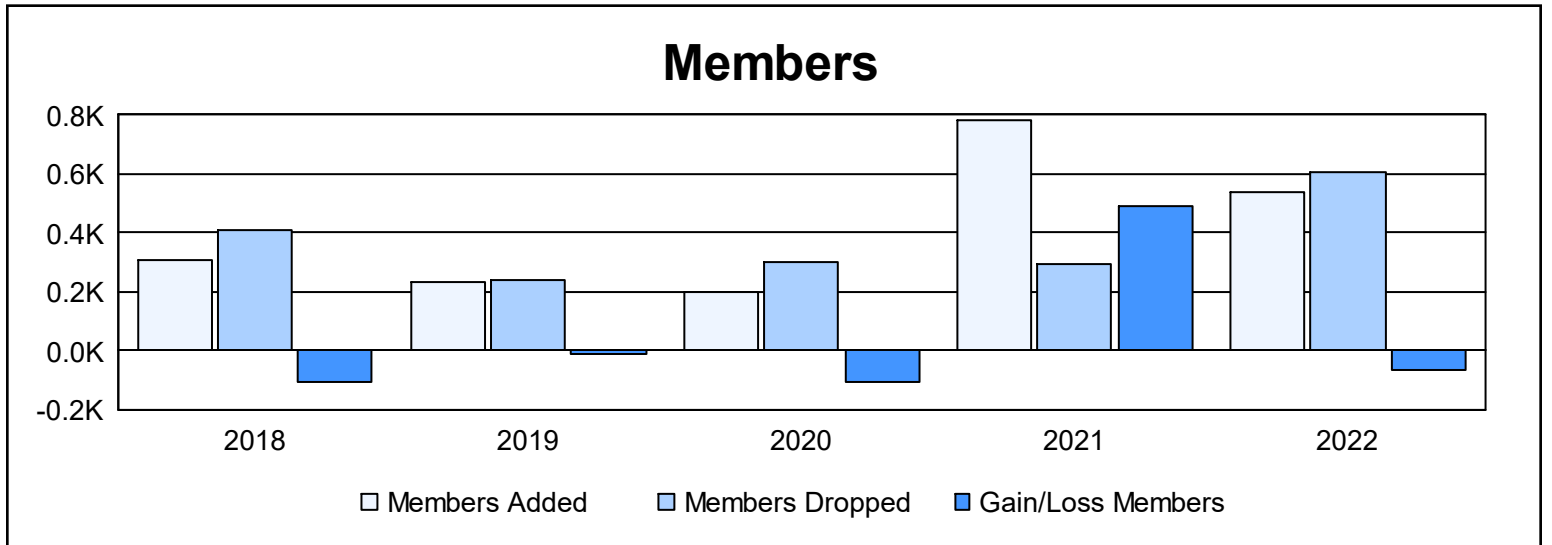
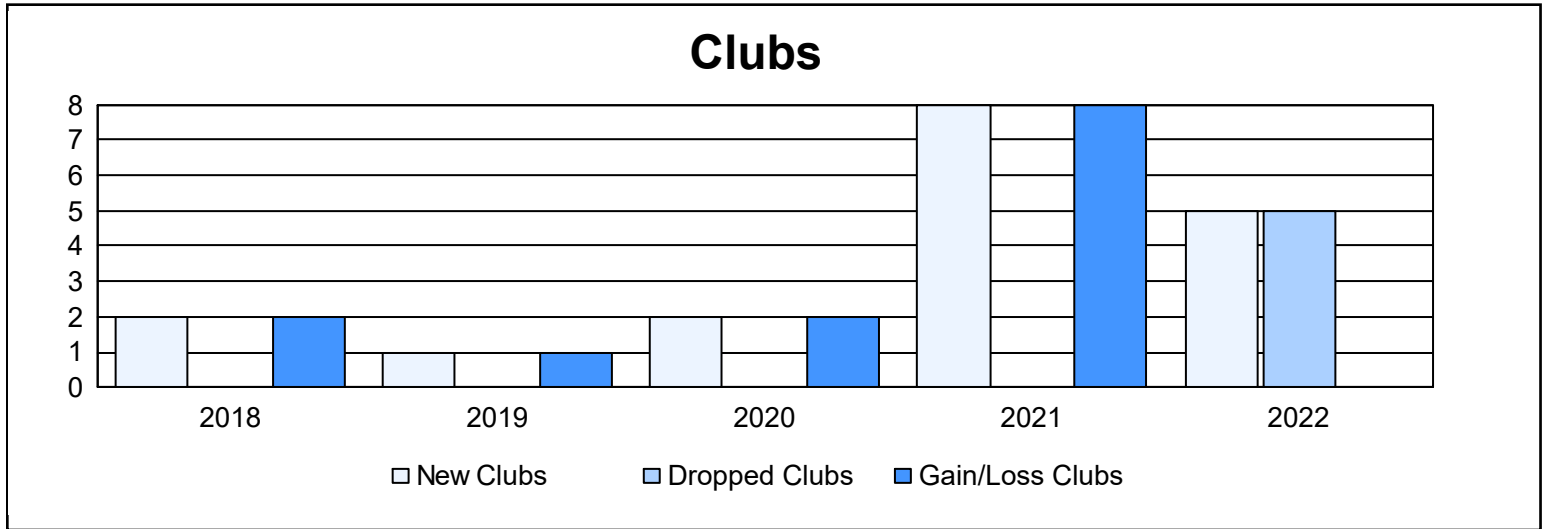
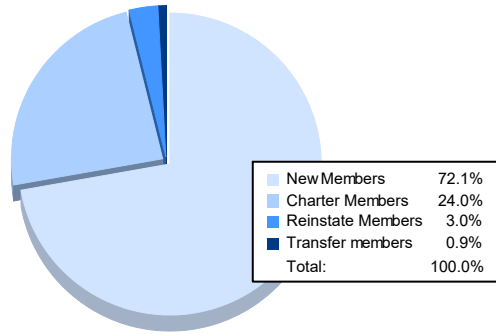


Year	New Clubs	Dropped Clubs	Gain/ Loss Clubs	New Members	Charter Members	Reinstate Members	Transfer Members	Total Member Added	Total Members Dropped	Gain/ Loss Members
2017-2018	2	0	2	261	27	15	3	306	412	-106
2018-2019	1	0	1	168	28	27	10	233	241	-8
2019-2020	2	0	2	127	50	13	6	196	301	-105
2020-2021	8	0	8	571	189	9	13	782	294	488
2021-2022	5	5	0	390	130	16	5	541	604	-63
<b>Average</b>	<b>4</b>	<b>1</b>	<b>3</b>	<b>303</b>	<b>85</b>	<b>16</b>	<b>7</b>	<b>412</b>	<b>370</b>	<b>41</b>



### Membership Composition June 2022 Cumulative



### Gender Composition June 2022 Cumulative

